

Instructional Arts Class Schedule

Fall 2010

Please enroll and pay one week prior to first class.

► PAINTING

Oil Painting for Beginners and Intermediates

Taught by Tom Ryan

Learn to paint with oils in this class that is great for beginners or students continuing to perfect their skills. Beginners learn the fundamentals of still life painting including color, composition, form, and materials, while intermediate students hone existing skills and explore more complex challenges. More advanced students will complete finished, professional quality work. Supply list available.

All sessions: Monday mornings, six weeks, 9 a.m. – noon
\$95 members, \$135 non-members

Early fall session: September 20 – October 25

Late fall session: November 1 – December 13 (no class Thanksgiving week)

Discovering the “Know How” of Marine and Landscape Oil Painting

Taught by Mary Ekroos

Discover the “know how” of creating a painting from your own photos. Students will be shown how to compose a painting using the basic elements in their subjects, how to understand the use of light and color, the importance of linear and atmospheric perspectives and how to understand what they see. Basic principles of drawing will be reviewed. The class is oriented toward marine and landscape oil painting and is open to students at all levels of painting experience. Supply list available.

One session: Monday afternoons, four weeks, 1 – 4 p.m.
October 4, 11, 18, 25
\$195 members, \$235 non-members

Intermediate Landscape Oil Painting – Expressing Your Own Style

Taught by Willy Schlossbach

This class will teach intermediate and the more advanced oil students painting techniques in landscape and cityscape painting. Students will learn to interpret photographs and ideas into paintings that express themselves and make their paintings distinctively their own. Supply list is available.

All sessions: Thursday afternoons, six weeks, 1 p.m. – 4 p.m.
\$95 members, \$135 non-members

Early fall session: September 23 – October 28

Late fall session: November 4 – December 16 (no class Thanksgiving week)



► WATERCOLOR

Watercolor for Beginners and Beyond

Taught by Jeanne Ewell

This class introduces basic techniques of watercolor and builds to the more complex. Emphasis will focus on the basics of controlling the medium, color mixing, brush handling, and composition. Demonstrations are part of the class. Beginning and continuing students will receive individual attention while painting a variety of subject matter. Supply list available.

All sessions: Thursday mornings, six weeks, 10 a.m. – noon
\$75 members, \$115 non-members

Early fall session: September 23 – October 28

Late fall session: November 4 – December 16 (no class Thanksgiving week)

► WATERCOLOR continued


Intermediate Watercolors

Taught by Jean Ranney Smith

Students will continue to develop watercolor techniques and skills in this intermediate/advanced class. The class will emphasize creative exploration and individual approach. Students will paint still life or work from their own photographs. Demonstrations and individual assistance provided by instructor. Watercolor experience is necessary to enroll.

All sessions: Wednesday afternoons, six weeks
1 p.m. – 3:30 p.m.
\$85 members, \$125 non-members

Early fall session: September 22 – October 27
Late fall session: November 3 – December 15 (no class Thanksgiving week)



► DANCE

Beginning Tap for Adults

Taught by Sharon Gilroy

Join talented dancer Sharon Gilroy for a class of toe tapping fun! Many enjoyed her performance in the musical review “Stairway to Heaven” and she will share the basics of tap dancing with adult students. No experience or special dance shoes necessary! Bring your zest for life with a few laughs added!

All sessions: Tuesday evenings, four weeks
6 – 7 p.m.
\$40 members, \$80 non-members

Early fall session: October 5, 12, 19, 26
Late fall session: November 2, 9, 16, 30



► CERAMICS

The Lunch Bunch

Handbuilding, “Dry” Wheel Throwing + more

Taught by Kay Jones

Have you always wanted to try creating something from clay? This class is the perfect starting place! Students will learn fun hand-building and wheel throwing techniques to make functional and fun pottery. Also included in the class will be glaze application procedures. No stress, just FUN! If you would like, bring a lunch.

One session: Tuesdays mid-day, six weeks
11 a.m. – 2 p.m.
\$95 members, \$135 non-members
\$25 supply fee

Fall session: October 5 – November 9

► CERAMICS continued

Happy Hour

Handbuilding, “Dry” Wheel Throwing + more

Taught by Kay Jones

Have you always wanted to try creating something from clay? This class is the perfect starting place! Students will learn fun hand-building and wheel throwing techniques to make functional and fun pottery. Also included in the class will be glaze application procedures. No stress, just FUN!

One session: Tuesday evenings, six weeks
5 – 8 p.m.
\$95 members, \$135 non-members
\$25 supply fee

Fall session: October 5 – November 9




► STAINED GLASS

Stained Glass for Beginners and Intermediates

Taught by Jan Boettger

Students will learn basic or intermediate techniques for creating a stained glass panel. Instruction includes design, cutting, foiling, and soldering. Stress free, excellent instruction with beautiful results!

One session: Tuesday evenings, ten weeks
7 – 9 p.m.
\$125 members, \$165 non-members
\$75 supply fee payable to instructor



Fall session: September 21 – November 30



► CARVING

Decoy Carving for All

Taught by Warren Saunders

This class will teach beginning students to carve using a knife or more advanced students to power carve in the Ward-style. All decoys are completed with paint. A \$50 supply fee is payable to the instructor at the first class for the wood, paint, and eyes for the project. A list of additional supplies and power tools is available.

One session: Thursday evenings, ten weeks
6 p.m. – 9 p.m.
\$125 members, \$165 non-members
\$50 supply fee payable to instructor

Fall session: September 30 – December 9



► UNIQUE EXPERIENCES

One Day Photography Workshop with Tim Poly

ReFOCUS – SEEing Your Way to Better Pictures

SHOWCASE SUNDAY, September 26

10 a.m. – 4 p.m.

\$60 members, \$100 non-members



You will begin the day by getting the fundamental information and insights you need to create more powerful photos. You will start with three essential pieces of gear that no one talks about – using your eyes, heart and mind. Then you will explore the foundation of photography as a visual language and build a new set of skills to communicate in that language. Discover how to make color, line, shape, texture and perspective work for you. Learn creative tools to improve your photos of people, architecture, flowers, pets and landscapes. Get access to online photo editing programs that are free and easy to use. Take home resources to keep your photography skills growing. All this with no geek speak or techno babble!

You will venture out on to historic High Street and the Dorchester Showcase to apply what you've learned. In its 34th year, the Dorchester Showcase is a street festival featuring fine arts and crafts along historic High Street in Cambridge, MD. Thousands throng to enjoy Eastern Shore crafters, artisans, food and music.

You will be able to photograph artists, plus you'll photograph the architecture and ambiance of this charming and historic town. This is a great opportunity to improve your people photography and candid skills.

You will complete the day with instruction and critiques that focus special attention on capturing the feel of the festival with strong composition, effective use of color and careful attention to light.

All levels of digital equipment and experience are welcome.

10 a.m. – noon Classroom instruction at the Dorchester Center for the Arts
Noon Lunch on your own along High Street from one of the Showcase food vendors
Noon – 2 Go out and shoot along historic High Street
2 – 4 p.m. Classroom instruction and critique at the Dorchester Center for the Arts

One Day Memoir Writing Workshop with Joan Katz

Telling Your Story...a gift to those you love

Friday, October 29

10 a.m. – 3:30 p.m. with a lunch break

\$30 members, \$70 non-members

Participants will be introduced to...

The process and usefulness of writing memoirs


Many resources including genealogy websites

Communicating and connecting with family and friends

Sharing the challenges and rewards of memoir writing

Different ways to organize their memoir

The opportunity to reflect on their life choices, both personal and professional



No supplies are necessary. Just bring a pen and paper!

Girls' Night Out!!

Please join us for an evening of creative fun, refreshments and lite hors d'oeuvres. Invite your friends or come meet new people while engaging in an arts experience!

Mosaic Mania...tiny treasure to delight any diva!

Taught by Patti Logan

Friday, October 22, 7 – 10 p.m.

\$25 for all



Funky and Fabulous Jewelry...perfect for holiday gifts!

Taught by Kay Jones

Friday, December 3, 7 – 10 p.m.

\$25 for all

► **YOUNG PEOPLE'S CLASSES**

Junior Duck Stamp Drawing, ages 1st grade and up

Taught by Jackie Wheeler

The Junior Duck Stamp Conservation and Design Program is a dynamic educational program designed to teach wetland-habitat and waterfowl conservation to students grades 1st – high school. Using scientific and wildlife observation principles, the program helps students communicate visually what they have learned by creating an entry for the Junior Duck Stamp art contest. The entries are judged at the state level according to grade level: 1–3, 4–6, 7–9, and 10–12. At the Dorchester Center for the Arts students learn to draw waterfowl using colored pencil. It is a wonderful, fun experience as students learn about waterfowl indigenous to the Eastern Shore and perfect drawing techniques.

**One session: Wednesday evenings, eight weeks, 5 – 6:30 p.m.
October 6 – December 1 (no class Thanksgiving week)
\$50 members, \$65 non-members**



Ceramic Christmas Ornaments, ages 5 and up

Taught by Betsy Whitman

Get ready for the holidays with this fun ceramics class! You'll make super creations to give as gifts or to decorate your tree!! The first week you will make the ornaments and the second week you will paint and decorate them. Lots of fun!!!

**Two weeks: Saturday, December 4 and December 11
10:30 a.m. – 12:30 p.m.
\$25 members, \$65 non-members**



**Sat.
Saturday
Class**

Santa's Workshop, ages 5 and up

Ho! Ho! Ho! It's time for Santa's Workshop. Kids of all ages are invited to join us for a festive afternoon of holiday gift making. Create great gifts for mom, dad, grandparents, and that special someone on your Christmas list! Sh-h-h-h, it's a secret, but parents are always welcome. A light snack will be served. You'll have plenty of time to find the perfect spot on High Street to watch the Christmas Parade at 5 p.m. or find your parade group for the pre-parade line up and preparations that start at 4:15. It's an afternoon made for lots of holiday fun and good cheer.

**One day: Saturday, December 4
1 – 4 p.m.
FREE! Donations accepted
If you are enrolled in the Ceramic Christmas Ornament class,
bring a lunch and stay all day!**

**Sat.
Saturday
Class**

Registration requested by calling 410.228.7782.

Instruction by Nationally Recognized Artists at the Dorchester Center for the Arts in 2011
Our mission is to provide serious adult students of all levels with the opportunity to study directly with nationally recognized artists in an informal, yet structured studio environment.

The Magic of Mixing Watercolors

Taught by Nancy Collins

Wednesday – Sunday, May 18 – 22, 2011 • 9:30 a.m. – 4:30 p.m. (with lunch break)

\$425 members, \$475 non-members

(\$100 non-refundable deposit due April 1, balance due May 1)

Artist's Talk Tuesday, May 17, 7 p.m. • Free to members

This Color Theory watercolor class has more information than you ever imagined. Nancy takes a usually boring class and makes it fun, plus, gives you a new perspective on complementary colors, complementary temperatures as well as complementary values! She will help you understand these aspects of color and how to create WOW in your paintings as well as help you figure out colors for your subject matter or maybe new colors for your shadows. Don't get stuck in the idea shadows are always "gray"! She will help you start to think beyond gray and even black by using unusual colors in those areas of your paintings. If you want pizzazz in your paintings this is the class for you! All levels are welcome.

Nancy Collins, watercolor artist, is a native Californian who has spent the last 27 years on the Mendocino coast. Being surrounded by beauty has inspired her to create nature's seductresses. Color is her passion and she enjoys and delights in sharing her expertise.

Please visit Nancy's website for images and information at www.nancycollinsart.com.



Color Confidence for Oil Painters

Taught by Jane Jones

Wednesday – Sunday, August 17 – 21, 2011

Wednesday – Saturday, 9 a.m. – 5 p.m. (with lunch break); Sunday, 9 a.m. - noon

\$425 members, \$475 non-members

(\$100 non-refundable deposit due July 1, balance due August 1)

In this workshop you will learn how to MIX THE EXACT COLOR THAT YOU WANT EVERY TIME! Are you tired of mixing the wrong colors and wasting precious paint and time? This class will help you identify what color you want to mix and then how to mix it efficiently. The basics of color theory will be covered, but most of the class will be spent mixing color and making small paintings as examples of the expressive and communicative power of colors. Using a limited palette will help you develop a foundation for how to think about color mixing. In this class color theory will come alive as color expression. You will also learn about how colors affect each other so that you can compose with color freely and meaningfully. Creativity is sometimes chaotic, but color mixing doesn't have to be. It can be a tool to express your creativity and this class will make it just that. This is a workshop for oil painters.

Jane Jones is a Denver native who discovered very early in life, through crayons, that she loved color. She earned her Bachelor of Science degree and went on to earn a Masters of Arts in Art History, teaching Art History for nineteen years. After art school she spent several years honing her techniques and searching for her artistic vision and voice. Jones knew that she loved color, that she was drawn to the personal intimacy of still life and that she loved the beauty of nature. Her art reflects her academic studies as well as her passion for the power and fragility of life. One day while exploring with a new close-up lens on her camera she decided to investigate some flowers. "I saw a whole new and incredibly beautiful world of shape and movement, much like looking into a microscope." That began a whole new artistic journey into painting the amazing world of flowers. For several years she filled large canvases with the magnified close-up images of flowers, and then returned to painting them in the still life genre. Her paintings have won numerous national awards and are published as limited edition prints by Mill Pond Press. She is the author of *Classic Still Life Painting*.



Please visit Jane's website for images and information at www.janejonesartist.com.

Back by popular demand...

Three-Day Experimental Watermedia Workshop

Taught by Karen Rosasco

Friday – Sunday, September 16, 17, 18, 2011

\$395 members, \$445 non-members

Thursday, 7 – 8 p.m. Slide presentation in the DCA Gallery

Friday, 9 a.m. – 5 p.m. (with lunch break)

Saturday, 9 a.m. – 5 p.m. (with lunch break)

Sunday, 9 a.m. – 4 p.m. (with lunch break)

(\$100 nonrefundable deposit due August 1, balance due September 1)

In this workshop participants will explore the layering techniques of fluid acrylics with textures and collage materials arranged to make good composition. Nine different compositional solutions to the first textural mark making efforts will be studied with the participant using his own personal symbolism and artistic direction. Those desiring realistic finishes are asked to bring sketches and photographs for motivation. Beginners, intermediates, and advance levels welcome. There will be demonstrations and individual critiques daily.

Karen Rosasco has been teaching art and design to high school students and adults for 40 years, leads painting trips to Europe, and exhibits award-winning abstract paintings in shows and galleries. In her current series of work, Karen is using a variety of watermedia in layers to achieve a highly textural and dynamic presentation. After 40 years of painting realistic interpretations of landscapes, florals and architectural themes, Karen finds this new concentration on the relationships between the basic elements of art (shape, value, line, color and texture) to be a more exciting personal approach to her art. Methods, materials and themes change, but a consistently good composition and design hold the viewer's eye.

Please visit Karen's website for images and information at www.karenrosasco.com.



To Register for Classes and Workshops:

1. Register early to ensure your place in the class.
2. Send full payment with class selection to:
Dorchester Center for the Arts
321 High Street
Cambridge, MD 21613
3. Make check payable to Dorchester Center for the Arts and indicate class(es) on check.
4. Credit card payments (MasterCard, VISA, and Discover only) are accepted in person or by phone.

Call 410.228.7782. Upon receipt of your registration and payment in full, you are registered. If the class is full or cancelled (due to lack of enrollment), you will be notified. In either case, you will receive a full refund. **Please enroll and make payment at least one week prior to the first class.**

ART SUPPLIES for CLASSES or PERSONAL USE: Supply lists may be obtained from the Center.

Order your supplies online via our website at www.dorchesterarts.org. Click on the Dick Blick logo and the Center will receive 10% of your total purchase. Please obtain supplies in advance and come to class prepared to work. We recommend that you order your supplies online from Dick Blick at least ten days prior to the first class.

Weather: If Dorchester County Schools are closed due to inclement weather, the Center is also closed. Check the local TV networks for announcements of closings, the radio stations to listen for cancellations, or the Dorchester County Schools' website. Classes cancelled due to inclement weather will be rescheduled. PLEASE NOTE: If the schools are closed due to inclement weather, we will be closed all day and night even if weather conditions improve.

Absenteeism: The Dorchester Center for the Arts does not pro-rate the classes or refund for missed classes. If an instructor is unable to attend the class, the class will be rescheduled. If a student is unable to attend the class, no refund is available and no makeup class is available. Instructors do not give private make-up lessons.

Refunds: No class or workshop refunds are given unless the Dorchester Center for the Arts is notified one week prior to the start of the workshop. For all cancellations there is a nonrefundable registration fee of \$15. If you are ineligible for a refund, you may obtain an acknowledgement from the business office, which enables you to claim the unused tuition as a tax-deductible contribution.

Publicity photos: As a participant in our classes, you or your child may be photographed and images used for future Center publicity. If you wish to be excluded, you must notify the Center.

If your child is participating alone in an art class, you must leave an emergency contact telephone number with the front desk.

REGISTRATION BY MAIL: Send full payment with class selection to: Dorchester Center for the Arts, 321 High Street, Cambridge, MD 21613. Telephone: 410.228.7782. **You are not enrolled unless payment is received.**

**Have you renewed your membership?
Sign up TODAY!**

*Inside: Fall 2010 Instructional Arts Class Schedule
Plus Instruction by Nationally Recognized Artists in 2011*

Also on the way at DCA...

The Chorus of Dorchester, a program of the Dorchester Center for the Arts, will begin rehearsals for the upcoming Fall/Winter seasons on Tuesday, August 24. The rehearsal will be at DCA and will run from 7 p.m. until 8:30 p.m. We hope you can join us as we kick off this new season! For more information, email: malkus@hughes.net or cookiebrohawn@comcast.net.

The Choptank Writers' group is now a year old. The writing group meets monthly at DCA to share and discuss each other's work. The program is free, but a DCA membership is encouraged. All are welcome. Meetings are the second Wednesday of each month from 7:30-9 p.m. In addition to the evening meetings, a daytime offshoot group will begin in September. They will meet on the second Wednesday of each month from 10:30-noon. For questions, please call Doug Ridley, 442.521.0039.

The Dorchester Drama Guild, a program of the Dorchester Center for the Arts, will be presenting two productions in the coming months. The first will be October 29 and 30 with evenings of improvisation. The second performance will be December 18, and will be a special reading of "Rudolph the Red-Nosed Reindeer." Individuals who are interested in performing, set design, costuming, marketing or presenting theatrical productions are invited to participate. For more information, contact the Dorchester Center for the Arts at 410.228.7782, or email info@dorchesterarts.org.

Dorchester
Center for the Arts
Creating Community Through the Arts

Our thanks to
Silver Business Sponsor
MTS Broadcasting



*"Happiness is not in the mere possession of money;
it lies...in the thrill of creative effort." — FDR*
Find your happiness...take a class at DCA!

321 High Street
Cambridge, MD 21613

Dorchester
Center for the Arts
Creating Community Through the Arts

NONPROFIT
ORGANIZATION
U.S. POSTAGE
PAID
CAMBRIDGE, MD
PERMIT NO. 155